



il pavimento spray

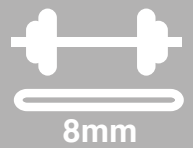
Spray concrete floor

Béton pulvérisé





**Perché scegliere
un Pavimento
spray?**



Una bellezza su misura, per la possibilità di personalizzazione nei colori e nelle texture.
Una superficie sicura, grazie al suo potere antiscivolo.
Resistente e facile da pulire, richiede pochissima manutenzione.

Why choose Plam Spray concrete floor?

It's a tailor made beauty, for its possibility to customize colors and textures.
A safe surface, thanks to the antislip properties.
Resistant and easy to clean, it requires little maintenance.

Pourquoi choisir un sol en Plam Spray?

Une beauté sur mesure, pour la possibilité de personnaliser les couleurs et les textures.
Une surface en toute sécurité, grâce à son propriété antidérapante.
Durable et facile à nettoyer, nécessitant peu d'entretien.



I_ Sampietrino - Sasso Irregolare.
E_F_ European Fan - Irregular Stone.
Plam Hardening: Light Gray - Dark Gray.





I_Sampietrino - Rosa dei Venti - Fascia Mattone Nuovo.
E_F_European Fan - Windrose - New Brick Header Course.
Plam Hardening: White - Tile Red.

I_Mattone Irregolare Italia
E_F_Italian Irregular Brick.
Plam Hardening: Silver - Dark Gray.





I_Sampietrino - Fascia Mattone Nuovo.
E_F_European Fan - New Brick Header Course.
Plam Hardening: Silver - Autumn Brown.





I Sasso Irregolare - Rosa dei Venti - Fascia Mattone Nuovo.
E F Irregular Stone - Windrose - New Brick Header Course.
Plam Hardening: Light Gray - Antique Rose - White.



I Sasso Irregolare
E F Irregular Stone
Plam Hardening: Light Gray - Dark Gray.





I_E_F_ Nastro Design Tape.
Plam Härdning: Silver - Dark Gray.



I_E_F_ Nastro Design Tape.
Plam Hardening: Silver - Dark Gray.





I_ Sasso Irregolare - Rosone - Fascia Mattone Vecchio.
E_F_ Irregular Stone - Rosette - Old Brick Header Course.
Plam Hardening: Light Gray - Clay_Plam Acid Brown.

I_ Fascia Mattone Nuovo.
E_F_ New Brick Header Course.
Plam Hardening: Light Gray - Red Mountain.




Abaco

I colori sono da ritenersi indicativi.
The colors are indicative.
Les couleurs sont indicatives.



Tecnica fresco su fresco
Fresh on fresh / frais sur frais.

12" Tile
Plam Hardening: Silver - Mauve
Plam Rele: Autumn Brown




Tecnica fresco su fresco
Fresh on fresh / frais sur frais.

Sampietrino
Plam Hardening: Dark Gray - Light Gray
Plam Rele: Medium Gray



Diamond Tile
Plam Hardening: Silver - Antique Rose - White



Crazy Paving
Plam Hardening: Silver - Light Gray



12" Tile
Plam Hardening: Silver - Havana



Mattoncino Irregolare
Plam Hardening: Medium Gray - Autumn Brown




Mattone Continuo Regolare
Plam Hardening: Silver - Havana



Spina Pesce
Plam Hardening: Dark Gray - Tile Red



Basket Wave
Plam Hardening: White - Tile Red



Mattone Regolare
Plam Hardening: Sabbia Bologna - Havana



Tecnica fresco su fresco
Fresh on fresh / frais sur frais.

Mattone Irregolare
Plam Hardening: Silver - Yellow Sun



Fascia Keystone
Plam Hardening: Autumn Brown - Turtledove



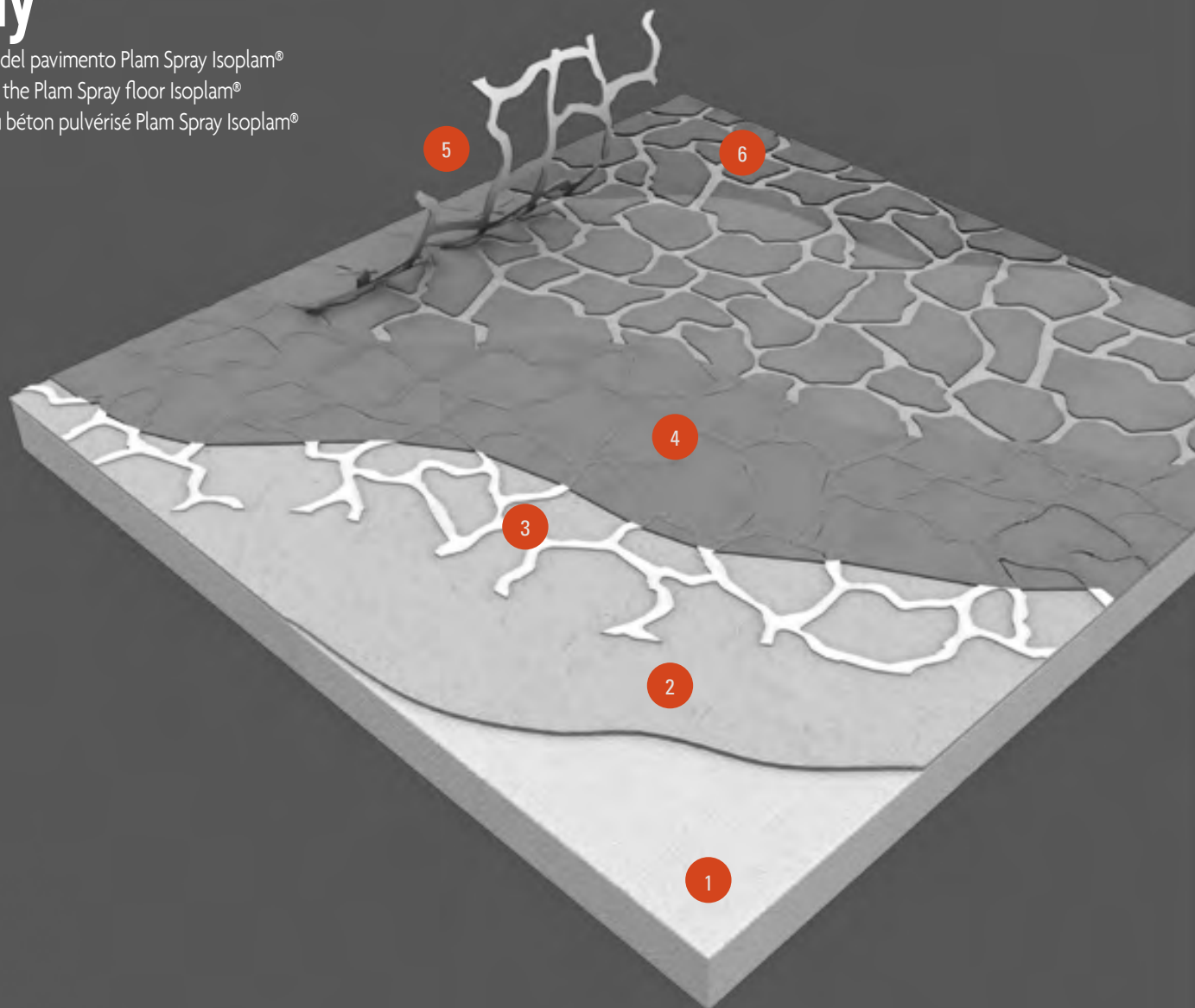
Fascia Aegean
Plam Hardening: Autumn Brown - Light Gray



Ashlar Slate - Fascia Mattone Vecchio
Plam Hardening: Dark Gray - Light Gray

il pavimento spray

Realizzazione del pavimento Plam Spray Isoplam®
Realization of the Plam Spray floor Isoplam®
Réalisation du béton pulvérisé Plam Spray Isoplam®



IT

1. Superficie in massetto pulito e privo di fessurazioni o piastrella.
2. Stesura e lisciatura della prima mano a spatola di PLAM HARDENING colorato miscelato con DECO BIND liquido.
3. Posizionamento dello STENCIL carta ISOPLAM®
4. Applicazione della seconda mano di PLAM HARDENING colorato, con PISTOLA HOPPER GUN ISOPLAM®
5. Rimozione dello STENCIL carta, prima della completa asciugatura, e pulizia della superficie.
6. Applicazione della resina protettiva PLAM SEALING/L o PLAM SEALING/S ISOPLAM®

EN

1. Crack free concrete slabs or tiles.
2. Laying and smoothing of the first coat of colored PLAM HARDENING, mixed with DECO BIND liquid.
3. Placement of paper STENCIL ISOPLAM®
4. Second coat application of colored PLAM HARDENING, with a HOPPER GUN ISOPLAM®
5. Removal of the paper STENCIL, before completely dry, and cleaning of the surface.
6. Application of the protective resin PLAM SEALING/L or PLAM SEALING/S ISOPLAM®

FR

1. Chape sable-ciment et exempte de fissures ou de carrelage.
2. Application et lissage de la première couche de durcisseur coloré PLAM HARDENING mélangé avec DECO BIND liquide.
3. Positionnement du pochoir en papier STENCIL ISOPLAM®
4. Application de la deuxième couche de PLAM HARDENING coloré avec pistolet HOPPER GUN ISOPLAM®
5. Détachage et enlèvement du pochoir STENCIL avant le séchage complet, et nettoyage de la surface.
6. Application de la résine de protection PLAM SEALING/L ou PLAM SEALING/S ISOPLAM®

check list

Prodotti per pavimento Plam Spray Isoplam®
Products for Plam Spray concrete floor Isoplam®
Produits pour béton pulvérisé Plam Spray Isoplam®



Deco Bind
Legante liquido per pavimento Plam Spray.
Liquid binder for Plam Spray.
Liant liquide pour system Plam Spray.



Vapor Barrier
Rasatura epossimentizia tricomponente per fondi umidi.
Base coat shave, three-component, epoxy-cement.
Barrière en ciment époxy tri-composants pour niveler la surface.



Idrorep/A o Idrorep/S
Trattamento idro-sale repellente.
Salt ans water-repellent treatment.
Traitement hydro-sel répulsif.



Plam Sealing/S o Plam Sealing/L
Resina protettiva trasparente acrilica monocomponente.
Protective sealer for Spray concrete.
Résine de protection pour béton pulvérisé.



Plam Hardening
Corazzante colorato per pavimenti in cemento stampato Isoplam®.
Color hardener for stamped concrete floors Isoplam®.
Durcisseur colorant pour béton imprimé Isoplam®.



Hopper gun
Pistola per resine e malte.
Spray gun for resins and mortar.
Pistolet pour enduit et résine.



Stencil Isoplam®
Carta plastificata disponibile in diversi disegni decorativi.
Plastic paper available in different decorative designs.
Papier plastifié disponible dans différents motifs décoratifs.



Rullo Stencil
Conferisce alla superficie un effetto bocciardato antiscivolo.
For bush-hammered and non-slip surfaces
Pour obtenir des surfaces anti-dérapant.

I_ Distribuito da:
E_ Delivered by:
F_ Distribu  par:



Isoplam srl

Via Enrico Mattei, 4
31010 Maser (TV) Italy
Tel. +39 0423 925023
Fax +39 0423 926119

info@isoplam.it
www.isoplam.it

